

Venus Securities (Pvt) Limited
Financial Statements
For the year ended June 30, 2017

Venus Securities (Private) Limited

Financial Statements

Index

Contents

Page No.

Directors' Report	1
Auditor's Report	2 - 3
Balance Sheet	4
Profit & Loss Accounts	5
Statement of Comprehensive Income	6
Cash Flow Statement	7
Statement of Changes in equity	8
Notes to the Accounts	9 to 28

DIRECTORS' REPORT

The Directors take pleasure in presenting their report together with the annual financial statements of the Company for the year June 30, 2017 together with auditors report.

PERFORMANCE REVIEW

During the year under review Divestment Committee of the Exchange had issued an invitation for Expression of Interest for acquiring equity stake in PSX. Thereafter, bids were submitted by interested parties and as a result of bidding process, share price of Rs. 28/share has been offered by the successful investor. Sale proceeds of 40% shares sold, after retaining 10% of sale price for one year to settle any outstanding liabilities of PSX in terms of Share Purchase Agreement (SPA), have been credited to respective TRE Certificate holders. Furthermore, in June, PSX offered Initial Public Offering (IPO) in which the Company disposed-off additional 801,477 shares (i.e. 20% stake) at a price of Rs. 28 per share. On June 23, 2017 SECP approved PSX's application for listing and thereafter, the shares were successfully listed on June 29, 2017.

Due to above transaction company has earned handsome capital gain and thus earning per share and liquidity have been improved to satisfactory level. The working results of the company for the financial year are given as under:

OPERATIONAL RESULTS

	Rupees
Operating revenue	42,459,403
Operating expenses	(374,488)
Operating profit	42,084,916
Other charges	(2,500,000)
Other income	161,586
Loss before tax	39,746,502
Tax	(55,311)
Profit after tax	39,691,190

DIVIDEND

The Directors do not recommended any dividend during the year due to anticipated working capital requirements during next financial year.

EARNING PER SHARE

Earning per share for the year ended 30th June 2017 was Rs. **26.46**

FUTURE PROSPECTS

Due to improvement in economic indicators political stability and better law and order situation, the future of capital market is also bright. The directors are hopeful that the future profitability of the company will be increased.

AUDITORS

The auditors of the company Nasir Javaid Maqsood Imran Chartered Accountants have retired and are eligible for reappointment for the ensuing year.

On behalf of the board

Noma

Chief Executive

Karachi:
Dated:

26 OCT 2017

AUDITORS' REPORT TO THE MEMBERS



We have audited the annexed balance sheet of **Venus Securities (Private) Limited** as at **June 30, 2017** and the related profit and loss account, statement of comprehensive income, cash flow statement and statement of changes in equity together with the notes forming part thereof, for the year ended and we state that we have obtained all the information and explanations which, to the best of our knowledge and belief, were necessary for the purposes of our audit.

It is the responsibility of the company's management to establish and maintain a system of internal control, and prepare and present the above said statements in conformity with the approved accounting standards and the requirements of the Companies Ordinance, 1984. Our responsibility is to express an opinion on these statements based on our audit.

We conducted our audit in accordance with the auditing standards as applicable in Pakistan. These standards require that we plan and perform the audit to obtain reasonable assurance about whether the above said statements are free of any material misstatement. An audit includes examining, on a test basis, evidence supporting the amounts and disclosures in the above said statements. An audit also includes assessing the accounting policies and significant estimates made by management, as well as, evaluating the overall presentation of the above said statements. We believe that our audit provides a reasonable basis for our opinion and, after due verification, we report that—

- (a) in our opinion, proper books of accounts have been kept by the company as required by the Companies Ordinance, 1984;
- (b) in our opinion—
 - (i) the balance sheet and profit and loss account together with the notes thereon have been drawn up in conformity with the Companies Ordinance, 1984, and are in agreement with the books of account and are further in accordance with accounting policies consistently applied.
 - (ii) the expenditure incurred during the year was for the purpose of the company's business; and
 - (iii) the business conducted, investments made and the expenditure incurred during the year were in accordance with the objects of the company;

- (c) in our opinion and to the best of our information and according to the explanations given to us, the balance sheet, profit and loss account, statement of comprehensive income, cash flow statement and statement of changes in equity together with the notes forming part thereof conform with approved accounting standards as applicable in Pakistan, and, give the information required by the Companies Ordinance, 1984, in the manner so required and respectively give a true and fair view of the state of the company's affairs as at **June 30, 2017** and of the profit, its cash flows and changes in equity for the year ended; and
- (d) in our opinion no Zakat was deductible at source under the Zakat and Ushr Ordinance, 1980.

NASIR JAVAID MAQSOOD IMRAN
Chartered Accountants

Dated: **26 OCT 2017**
Karachi

Audit Engagement Partner: M. Javaid Qasim

Venus Securities (Private) Limited
Balance Sheet
As at June 30, 2017


	Note	Rupees 2017	Rupees 2016
ASSETS			
NON-CURRENT ASSETS			
Intangible assets	4	2,500,000	5,000,000
Long term investment	5	38,595,833	39,073,830
Long term deposits	6	563,046	563,046
		41,658,879	44,636,876
CURRENT ASSETS			
Short term investment	7	3,608,100	-
Advances, deposits & other receivables	8	7,156,199	6,008,435
Cash & bank balances	9	62,344,054	813,468
		73,108,352	6,821,903
TOTAL ASSETS		114,767,231	51,458,779
EQUITY AND LIABILITIES			
CAPITAL AND RESERVES			
Authorized Capital		200,000,000	200,000,000
2,000,000 ordinary shares of Rs. 100/- each			
Issued, subscribed and paid-up capital	10	155,000,000	155,000,000
Accumulated profit/(loss)		(64,119,792)	(103,810,982)
Unrealised gain on revaluation of available for sale investments		23,566,303	-
		114,446,511	51,189,018
LIABILITIES			
NON-CURRENT LIABILITIES			
Long term loan	11	-	150,000
CURRENT LIABILITIES			
Accrued and other liabilities	12	320,720	119,761
CONTINGENCIES AND COMMITMENTS			
	13	-	-
TOTAL EQUITY AND LIABILITIES		114,767,231	51,458,779

The annexed notes from 1 to 26 form an integral part of these financial statements.

Noma

Chief Executive

[Signature]
Director




Venus Securities (Private) Limited
Profit & Loss Accounts
For the year ended June 30, 2017

	Note	Rupees 2017	Rupees 2016
REVENUE			
Dividend income		358,813	1,250,362
Capital gain on sale of shares		42,840,896	-
(Loss) / gain on remeasurement of investments		(740,306)	-
		<u>42,459,403</u>	<u>1,250,362</u>
Administrative expenses	14	(374,488)	(198,733)
		<u>(374,488)</u>	<u>(198,733)</u>
Operating profit		<u>42,084,916</u>	<u>1,051,629</u>
Other income	15	161,586	153,792
Other charges	16	(2,500,000)	(10,024,108)
(Loss) / profit before taxation		<u>39,746,502</u>	<u>(8,818,687)</u>
Taxation	17	(55,311)	(171,674)
(Loss) / profit after taxation		<u>39,691,190</u>	<u>(8,990,361)</u>
(Loss) / earning per share-basic & diluted	18	<u>26.46</u>	<u>(5.99)</u>


The annexed notes from 1 to 26 form an integral part of these financial statements.



Chief Executive



Director



Venus Securities (Private) Limited
Statement of Comprehensive Income
For the year ended June 30, 2017

Note	Rupees 2017	Rupees 2016
(Loss) / profit after taxation	39,691,190	(8,990,361)
<u>Other comprehensive income</u>		
Unrealised gain on revaluation of available for sale investments	23,566,303	
Total Comprehensive (Loss) / Income for the year	63,257,493	(8,990,361)


The annexed notes from 1 to 26 form an integral part of these financial statements.

Namq

Chief Executive

[Signature]

Director



Venus Securities (Private) Limited
Cash Flow Statement
For the year ended June 30, 2017

	Note	Rupees 2017	Rupees 2016
Cash Flow from Operating activities			
(Loss)/profit before taxation		39,746,502	(8,818,687)
Add : Items not involved in movement of fund:			
Impairment loss		2,500,000	10,000,000
Capital gain on sale of shares		(42,840,896)	-
Loss on remeasurement of investments		740,306	-
		(39,600,591)	10,000,000
Operating Profit before working capital changes		145,911	1,181,313
Net Change in working capital	(a)	(799,309)	(859,498)
Taxes paid		(59,267)	(171,674)
Cash generated from operating activities		(712,665)	150,141
 CASH FLOWS FROM INVESTING ACTIVITIES			
Proceeds from disposal of shares of Pakistan Stock Exchange Limited		62,393,251	-
Long term deposit		-	(58,237)
Net cash generated from / (used in) investing activities		62,393,251	(58,237)
 CASH FLOWS FROM FINANCING ACTIVITIES			
Long term loan paid		(150,000)	-
Net cash used in financing activities		(150,000)	-
Net increase / (decrease) in cash and cash equivalents		61,530,586	91,904
Cash and cash equivalent at beginning of the year		813,468	721,564
Cash and cash equivalent at end of the year	9	62,344,054	813,468
 (Increase) / decrease in current assets			
Short term investment		(4,344,698)	-
Advance & Deposit		3,344,430	(904,876)
		(1,000,268)	(904,876)
 Increase / (decrease) in current Liabilities			
Accrued Expenses & Other Liabilities		200,959	45,378
		200,959	45,378
Net Working Capital Changes		(799,309)	(859,498)

The annexed notes from 1 to 26 form an integral part of these financial statements.

Nemo
Chief Executive

[Signature]
Director



Venus Securities (Private) Limited
Statement of Changes in Equity
For the year ended June 30, 2017

	Issued, Subscribed and Paid-up Capital	Unappropriated Profit/ (Loss)	Unrealised gain on revaluation of available for sale investments	Total
	<i>Rupees</i>	<i>Rupees</i>		<i>Rupees</i>
Balance as at June 30, 2015	155,000,000	(94,820,621)	-	60,179,379
Share issue during the year	-	-	-	-
Profit after taxation	-	(8,990,361)	-	(8,990,361)
Balance as at June 30, 2016	155,000,000	(103,810,982)		51,189,018
Unrealised gain on revaluation of available for sale investments	-	-	23,566,303	23,566,303
(Loss) after taxation	-	39,691,190		39,691,190
Balance as at June 30, 2017	155,000,000	(64,119,792)	23,566,303	114,446,511


The annexed notes from 1 to 26 form an integral part of these financial statements.

Nemo

Chief Executive

[Signature]

Director



Venus Securities (Private) Limited
Notes to the accounts

1 STATUS AND NATURE OF BUSINESS

Venus Securities (Private) Limited (the Company) was incorporated in 2007 as a private limited company under the Companies Ordinance, 1984. The registered office of the Company is situated at office number 801, 8th Floor, Pakistan Stock Exchange Limited, I.I. Chundrigar Road, Karachi, Pakistan. The company is engaged in the business of financial consultancy, brokerage, underwriting and investment counselling. It is a corporate member of the Pakistan Stock Exchange Limited (formerly Karachi Stock Exchange Limited).

2 BASIS OF PREPARATION

2.1 Statement of compliance

These financial statements have been prepared in accordance with the Companies Ordinance, 1984 (the Ordinance), directives issued by the Securities and Exchange Commission of Pakistan (SECP) and approved financial reporting standards as applicable in Pakistan. Approved financial reporting standards comprise of such International Financial Reporting Standards (IFRS) issued by the International Accounting Standard Board as are notified under the provisions of the Ordinance. Wherever the requirements of the Ordinance, or the directives issued by the SECP differ with the requirements of these standards, the requirements of the Ordinance or of the said directives have been followed.

2.2 Basis of measurement

These financial statements have been prepared under the historical cost convention, except for derivatives and investments classified as at fair value through profit or loss which are stated at fair value.

2.3 Functional and presentation currency

These financial statements are presented in Pakistan Rupees, which is Company's functional and presentation currency.

2.4 Use of estimates and judgments

The preparation of financial statements in conformity with approved financial reporting standards, as applicable in Pakistan, requires management to make judgments, estimates and assumptions that affect the application of policies and the reported amounts of assets, liabilities, income and expenses.

The estimates and associated assumptions are based on historical experience and various other factors that are believed to be reasonable under the circumstances, the results of which form the basis of making judgments about the carrying values of assets and liabilities that are not readily apparent from other sources. Actual results may differ from these estimates.

The estimates and underlying assumptions are reviewed on an ongoing basis. Revisions to accounting estimates are recognized in the period in which the estimate is revised if the revision affects only that period, or in the period of the revision and future periods if the revision affects both current and future periods.

Venus Securities (Private) Limited
Notes to the accounts

2.5 The Company has adopted the following accounting standards and the amendments and interpretation of IFRS which became effective for the current year

Standard or Interpretation

IAS 1 Presentation of Financial Statements - Disclosure Initiative (Amendment)

IAS 7 Statement of Cash Flows - Amendments as result of Disclosure initiative

IAS 16 Property, Plant and Equipment and IAS 38 intangible assets-

Clarification of Acceptable Method of Depreciation and Amortisation (Amendment)

IAS 27 Separate Financial Statements - Equity Method in Separate Financial Statements (Amendment)

Improvements to Accounting Standards Issued by the IASB in September 2014

IFRS 5 Non-current Assets Held for Sale and Discontinued Operations - Changes in methods of disposal

IFRS 7 Financial Instruments: Disclosures - Servicing contracts

IFRS 7 Financial Instruments: Disclosures - Applicability of the offsetting disclosures to condensed interim financial Statements

IAS 19 Employee Benefits - Discount rate: regional market issue

IAS 34 Interim Financial Reporting - Disclosure of Information elsewhere in the interim financial report.

The adoption of the above amendments, improvements to accounting standards and interpretations did not have any effect on the financial statements.

2.6 New accounting standards / amendments and IFRS interpretations that are not yet effective

The following standards, amendments and interpretations with respect to the approved accounting standards as applicable in Pakistan would be effective from the dates mentioned below against the respective standard or interpretation:

	Effective date (annual periods beginning on or after)
IFRS 2 Share-based Payments-Classification and Measurement Of Share-based Payments Transactions (Amendments)	January 01, 2018
IAS 28 Investments in Associates and Joint Ventures - Amendments resulting from Annual Improvements 2014 - 2016 cycle (clarifying certain fair value measurements).	January 01, 2018
IAS 40 Investment Property: Transfers of Investment Property (Amendments)	January 01, 2018
IFRIC 22 Foreign Currency Transactions and Advance Consideration	January 01, 2018
IFRIC 23 Uncertainty over Income Tax Treatments	January 01, 2019

The above standards and amendments are not expected to have any material impact on the Company's financial statements in the period of initial application.

In addition to the above standards and amendments, improvements to various accounting standards have also been issued by the IASB in December 2016. Such improvements are generally effective for accounting periods beginning on or after January 01, 2017. The Company expects that such improvements to the standards will not have any impact on the Company's financial statements in the period of initial application.

Venus Securities (Private) Limited
Notes to the accounts

Further, following new standards have been issued by IASB which are yet to be notified by the SECP for the purpose of applicability in Pakistan.

Standard	IASB Effective date (annual periods beginning on or after)
IFRS 9 - Financial Instruments: Classification and Measurement	January 01, 2018
IFRS 14 - Regulatory Deferral Accounts	January 01, 2016
IFRS 15 - Revenue from Contracts with Customers	January 01, 2018
IFRS 16 - Leases	January 01, 2019
IFRS 17 - Insurance Contracts	January 01, 2021

3 SUMMARY OF SIGNIFICANT ACCOUNTING POLICIES

3.1 Property, plant and equipment

3.1.1 Owned

Items of property, plant and equipment are stated at historical cost less accumulated depreciation and impairment losses, if any. Historical cost includes expenditure that is directly attributable to the acquisition of the asset including borrowing costs.

Where major components of an item of property, plant and equipment have different useful lives, they are accounted for as separate items of property, plant and equipment.

Subsequent costs are included in the carrying amount as appropriate, only when it is probable that future economic benefits associated with the item will flow to the Company and the cost of the item can be measured reliably. The carrying amount of the replaced part is derecognized. All other repairs and maintenance are charged to the profit and loss account during the year in which they are incurred.

Disposal of an item of property, plant and equipment is recognized when significant risks and rewards incidental to ownership have been transferred. Gains and losses on disposal are determined by comparing the proceeds with the carrying amount and are recognized within 'Other operating expenses/income in the profit and loss account.

Depreciation is charged to profit and loss account applying the reducing balance method.

Depreciation is charged when asset is available for use until asset is disposed off.

3.1.2 Leased assets

Leases in terms of which the Company assumes substantially all the risks and rewards of ownership, are classified as finance lease. Upon initial recognition, the leased asset is measured at an amount lower of its fair value and present value of minimum lease payments. Subsequent to initial recognition, the asset is accounted for in accordance with the accounting policy applicable to the asset. Outstanding obligations under the lease less finance cost allocated to future periods are shown as a liability.

Finance cost under lease agreements are allocated to the periods during the lease term so as to produce a constant periodic rate of finance cost on the remaining balance of principal liability for each period.

Leased assets are depreciated over the period shorter of the lease term and their useful lives unless it is reasonably certain that the Company will obtain ownership by the end of the lease term. Depreciation is charged to profit and loss account using reducing balance method.

Venus Securities (Private) Limited
Notes to the accounts

3.2 Intangible assets

These are stated at cost less accumulated amortization and impairment losses, if any. Amortization is charged using reducing balance method over assets estimated useful life, after taking into accounts residual values, useful life and amortization methods are reviewed and adjusted, if appropriate, at balance sheet date.

Amortization on additions is charged from the month the assets are put to use while no amortization is charged in the month in which the assets are disposed off.

Gain and losses on disposal of such assets, if any, are included in the profit and loss account.

3.2.1 Trading Right Entitlement Certificate

This is stated at cost less impairment, if any. The carrying amount is reviewed at each balance sheet date to assess whether it is in excess of its recoverable amount, and where the carrying value exceeds estimated recoverable amount, it is written down to its estimated recoverable amount.

3.2.2 Pakistan Mercantile Exchange - Membership card

Membership card represents corporate membership of Pakistan Mercantile Exchange with indefinite useful life. This is stated at cost less impairment, if any. The carrying amount is reviewed at each balance sheet date to assess whether this is in excess of its recoverable amount, and where the carrying value exceeds estimated recoverable amount, this is written down to its estimated recoverable amount.

3.2.3 Computer software

Expenditure incurred to acquire identifiable computer software and having probable economic benefits exceeding the cost beyond one year, is recognized as an intangible asset. Such expenditure includes the purchase cost of software (license fee) and related overhead cost.

Costs associated with maintaining computer software programs are recognized as an expense when incurred.

Computer software and license costs are stated at cost less accumulated amortization and any identified impairment loss and amortized through reducing balance method.

Amortization is charged from the month in which the related asset is available for use while no amortization is charged for the month in which such asset is disposed off.

Venus Securities (Private) Limited
Notes to the accounts

3.3 Investment property

Property that is held for long-term rental yields or for capital appreciation or for both, but not for sale in the ordinary course of business, use in the supply of services or for administrative purposes, is classified as investment property. Investment property is initially measured at its cost, including related transaction costs and borrowing costs, if any.

Subsequent expenditure is capitalized to the asset's carrying amount only when it is probable that future economic benefits associated with the expenditure will flow to the Company and the cost of the item can be measured reliably. All other repairs and maintenance costs are expenses when incurred.

3.4 Impairment

A financial asset, other than that carried at fair value through profit or loss, is assessed at each balance sheet date to determine whether there is any objective evidence that it is impaired. A financial asset is impaired if objective evidence indicates that a loss event has occurred and that the loss event has a negative effect on the estimated future cash flows of that asset.

In case of investment in equity securities classified as available for sale and measured at fair value, a significant or prolonged decline in the fair value of the security below its cost is considered in determining whether the assets are impaired. If any such evidence exists, the cumulative loss measured as a difference between the acquisition cost and the current fair value, less any impairment loss on that investment previously recognized, is transferred from other comprehensive income to the profit and loss account. Such impairment losses are not subsequently reversed through the profit and loss account.

Individually significant financial assets are tested for impairment on an individual basis. The remaining financial assets are assessed collectively in groups that share similar credit risk characteristics. All impairment losses are recognized in the profit and loss account.

The carrying amount of the Company's non financial assets and investments carried at cost are reviewed at each balance sheet date to determine whether there is any indication of impairment. If such an indication exists, the recoverable amount of the asset is estimated in order to determine the extent of impairment loss, if any. An impairment loss is recognized for the amount by which the asset's carrying amount exceeds its estimated recoverable amount. The recoverable amount is higher of an asset's fair value less cost to sell and value in use. Impairment losses are recognized in the profit and loss account.

Venus Securities (Private) Limited
Notes to the accounts

3.5 Financial assets

3.5.1 The Company classifies its financial assets in the following categories: at cost, at fair value through profit or loss, loans and receivables, available for sale and held to maturity. The classification depends on the purpose for which the financial assets were acquired. Management determines the classification of its financial assets at initial recognition.

a) Investment

All investments are initially recognised at fair value, being the cost of consideration given including transaction cost associated with the investment. All purchases and sales of securities that require delivery within the time frame established by regulation or market convention such as 'T+2' purchases and sales are recognised on settlement date basis.

Investment in subsidiary

Subsidiaries are entities controlled by the Company. The Company controls an entity when it is exposed to, or has rights to, variable returns from its involvement with the entity and has the ability to affect those returns through its power over the entity.

Investment in subsidiaries are carried at cost in accordance with IAS-27-'Consolidated and Separate Financial Statements'.

b) Financial assets at fair value through profit or loss

Financial assets at fair value through profit or loss are financial assets held for trading and financial assets designated upon initial recognition as at fair value through profit or loss. A financial asset is classified as held for trading if acquired principally for the purpose of selling in the short term. Assets in this category are classified as current assets.

c) Loans and receivables

Loans and receivables are non-derivative financial assets with fixed or determinable payments that are not quoted in an active market. They are included in current assets, except for maturities greater than twelve months after the balance sheet date, which are classified as non-current assets. Loans and receivables comprise trade debts, loans, advances, deposits, other receivables in the balance sheet.

d) Available-for-sale financial assets

Available-for-sale financial assets are non-derivatives that are either designated in this category or not classified in any of the other categories. They are included in non-current assets unless management intends to dispose of the investments within twelve months from the balance sheet date.

e) Held to maturity

Financial assets with fixed or determinable payments and fixed maturity, where management has intention and ability to hold till maturity are classified as held to maturity.

Venus Securities (Private) Limited
Notes to the accounts

3.5.2 All financial assets are recognized at the time when the Company becomes a party to the contractual provisions of the instrument. Regular way purchases and sales of investments are recognized on trade-date - the date on which the Company commits to purchase or sell the asset. Financial assets are initially recognized at fair value plus transaction costs except for financial assets at fair value through profit or loss. Financial assets carried at fair value through profit or loss are initially recognized at fair value and transaction costs are expensed in the profit and loss account. Financial assets are derecognized when the rights to receive cash flows from the assets have expired or have been transferred and the Company has transferred substantially all the risks and rewards of ownership. Available-for-sale financial assets and financial assets at fair value through profit or loss are subsequently carried at fair value. Loans and receivables and held-to-maturity investments are carried at amortized cost using the effective interest rate method.

Changes in the fair value of securities classified as available-for-sale are recognized in other comprehensive income. Investments in associates are accounted for using the equity method.

When securities classified as available-for-sale are sold or impaired, the accumulated fair value adjustments recognized in other comprehensive income are included in the profit and loss account as a reclassification adjustment. Interest on available-for-sale securities calculated using the effective interest method is recognized in the profit and loss account. Dividends on available-for-sale equity instruments are recognized in the profit and loss account when the Company's right to receive payments is established.

The fair value of quoted equity instruments are based on current market prices. Subsequent to initial measurement equity instruments that do not have a quoted market price in an active market and whose fair value cannot be reliably measured are stated at cost less impairment in value, if any.

3.5.3 Fair value is the amount for which an asset could be exchanged, or a liability settled, between knowledgeable, willing parties in an arm's length transaction on the measurement date.

When available, the Company measures the fair value of an instrument using quoted prices in an active market for that instrument. A market is regarded as active if quoted prices are readily and regularly available and represent actual and regularly occurring market transactions on an arm's length basis.

Venus Securities (Private) Limited
Notes to the accounts

3.6 Derivatives

Derivative instruments held by the Company primarily comprise of future contracts in the capital market. These are initially recognized at fair value and are subsequently re-measured at fair value. The fair value of future contracts is calculated as being the net difference between the contract price and the closing price reported on the primary exchange of the future contracts. Derivatives with positive market values (unrealized gains) are included in assets and derivatives with negative market values (unrealized losses) are included in liabilities in the balance sheet. The resultant gains and losses are included in the profit and loss account.

3.7 Securities purchased / sold under resale / repurchase agreements

Transactions of purchase under resale (reverse-repo) of marketable securities including the securities purchased under margin trading system are entered into at contracted rates for specified periods of time. Securities purchased with a corresponding commitment to resale at a specified future date (reverse-repo) are not recognized in the balance sheet. Amounts paid under these agreements in respect of reverse repurchase transactions are included in assets. The difference between purchase and resale price is treated as income from reverse repurchase transactions in marketable transactions / margin trading system and accrued over the

Transactions of sale under repurchase (repo) of marketable securities are entered into at contracted rates for specified periods of time. Securities sold with a simultaneous commitment to repurchase at a specified future date (repo) continue to be recognized in the balance sheet and are measured in accordance with accounting policies for investments. The counterparty liabilities for amounts received under these transactions are recorded as liabilities. The difference between sale and repurchase price is treated as finance cost and accrued over the life of the repo agreement.

3.8 Financial liabilities

Financial liabilities are initially recognized at fair value plus directly attributable cost, if any, and subsequently carried at amortized cost using effective interest rate method.

3.9 Offsetting financial instruments

Financial assets and liabilities are offset and the net amount reported in the balance sheet when there is a legally enforceable right to offset the recognized amounts and there is an intention to settle either on a net basis, or realize the asset and settle the liability simultaneously.

Venus Securities (Private) Limited
Notes to the accounts

3.10 Trade debts and other receivables

Trade debts and other receivables are recognized at fair value and subsequently measured at amortized cost. A provision for impairment in trade debts and other receivables is made when there is objective evidence that the Company will not be able to collect all amounts due according to original terms of receivables. Trade debts and other receivables considered irrecoverable are written off. Trade Receivables in respect of securities sold on behalf of client are recorded at settlement date of transaction.

3.11 Fiduciary assets

Assets held in trust or in a fiduciary capacity by the company are not treated as assets of the Company and accordingly are not included in these financial statements.

3.12 Cash and cash equivalents

Cash and cash equivalents in the statement of cash flows includes cash in hand, balance with banks, other short-term highly liquid investments with original maturities of three months or less, and bank overdrafts / short term borrowings. Bank overdrafts are shown within borrowings in current liabilities on the balance sheet.

3.13 Share capital

Ordinary shares are classified as equity and recognized at their face value. Incremental costs directly attributable to the issue of new shares or options are shown in equity as a deduction, net of tax, from the proceeds.

3.14 Trade and other payables

Trade and other payables are recognized initially at fair value plus directly attributable cost, if any, and subsequently measured at amortized cost using the effective interest method. Trade payables in respect of securities purchased are recorded at settlement date of transaction.

These are classified as current liabilities if payment is due within one year or less (or in the normal operating cycle of the business if longer). If not, they are presented as non-current liabilities.

3.15 Taxation

The tax expense for the year comprises current and deferred tax. Tax is recognized in the profit and loss account, except to the extent that it relates to items recognized in other comprehensive income or directly in equity. In this case the tax is also recognized in other comprehensive income or directly in equity, respectively.

Venus Securities (Private) Limited
Notes to the accounts

Current

The current income tax charge is based on the taxable income for the year calculated on the basis of the tax laws enacted or substantively enacted at the balance sheet date, and any adjustment to tax payable in respect of previous years.

Deferred

Deferred tax is recognized using balance sheet liability method, providing for all temporary differences between carrying amounts of assets and liabilities for financial reporting purposes and the amounts used for taxation purposes. Deferred tax is measured at the tax rates that are expected to be applied to the temporary differences when they reverse, based on the laws that have been enacted or substantively enacted by the reporting date.

A deferred tax asset is recognized only to the extent that it is probable that future taxable profits will be available against which temporary differences can be utilized. Deferred tax assets are reviewed at the end of each reporting period and reduced to the extent that it is no longer probable that the related tax benefit will be realized.

3.16 Provisions

Provisions are recognized when the Company has a present legal or constructive obligation as a result of past events and it is probable that an outflow of resources will be required to settle the obligation, and a reliable estimate of the amount can be made of the amount of obligation. Provisions are reviewed at each balance sheet date and adjusted to reflect current best estimate.

3.17 Financial instruments

Financial assets and financial liabilities are recognised when the Company becomes a party to the contractual provisions of the instrument and are measured initially at fair value. Financial assets are derecognized when the contractual right to the cash flow from the financial assets expires or is transferred. Financial liabilities are derecognized when they are extinguished i.e. when the obligation specified in the contract is discharged or cancelled or expired. Financial instruments carried on the balance sheet include investments, trade debts and other receivables, loans and advances, cash and bank balances, deposits, borrowings, trade and other payables and accrued and other liabilities. The particular recognition methods adopted are disclosed in the individual policy statements associated with each item.

Financial assets and financial liabilities are offset and the net amount is reported in the balance sheet only when the company has legally enforceable right to offset the recognized amount and intends either to settle on a net basis, or to realize the asset and settle the liability simultaneously.

Fair value is the amount for which an asset could be exchanged, or a liability settled, between knowledgeable willing parties in an arm's length transaction on the measurement date.

Venus Securities (Private) Limited
Notes to the accounts

When available, the Company measures the fair value of an investment using quoted price in an active market for that instrument. A market is regarded as active if quoted prices are readily and regularly available and represent actual and regularly occurring market transaction on an arm's length basis.

3.18 Foreign currency transactions and translation

Monetary assets and liabilities in foreign currencies are translated into Pakistan Rupees at the rates of exchange prevailing at the balance sheet date. Transactions in foreign currencies are translated into functional currency using the rates of exchange prevailing at the dates of the transactions. Foreign exchange gains and losses resulting from the settlement of such transactions and from the translation at year end exchange rates of monetary assets and liabilities denominated in foreign currencies are recognized in the profit and loss account.

3.19 Revenue recognition

Revenue is recognized to the extent that it is probable that the economic benefits will flow to the Company and the amount of revenue can be measured reliably. Revenue is measured at the fair value of the consideration received or receivable, net of any direct expenses. Revenue is recognized on the following basis:

- Brokerage, consultancy, advisory fee and commission etc. are recognized as and when such services are provided.
- Income from bank deposits, reverse repo and margin deposits is recognized at effective yield on time proportion basis.
- Dividend income is recorded when the right to receive the dividend is established.
- Gains / (losses) arising on sale of investments are included in the profit and loss account in the period in which they
- Unrealized capital gains / (losses) arising from mark to market of investments classified as 'financial assets at fair value through profit or loss - held for trading' are included in profit and loss account for the period in which they arise.
- Rental income from investment properties is recognized on accrual basis.
- Other/miscellaneous income is recognized on receipt basis.
- Income on financial assets (including margin financing) is recognised on time proportionate basis taking into account effective / agreed rate of the instrument.
- Unrealised gains / (losses) arising from mark to market of investments classified as 'available for sale' are taken directly to other comprehensive income.
- Gains / (losses) arising on revaluation of derivatives to fair value are taken to profit and loss account under other income other expenses.

3.20 Borrowing costs

Borrowing costs incurred on short term and long term borrowing are recognized as an expense in the period in which these are incurred.

3.21 Related party transactions

All transactions involving related parties arising in the normal course of business are conducted at normal commercial rates on the same terms and conditions as third party transactions using valuation models, as admissible, except in extremely rare circumstances where, subject to the approval of the Board of Directors, it is in the interest of the Company to do so.

Venus Securities (Private) Limited
Notes to the accounts

When available, the Company measures the fair value of an investment using quoted price in an active market for that instrument. A market is regarded as active if quoted prices are readily and regularly available and represent actual and regularly occurring market transaction on an arm's length basis.

3.18 Foreign currency transactions and translation

Monetary assets and liabilities in foreign currencies are translated into Pakistan Rupees at the rates of exchange prevailing at the balance sheet date. Transactions in foreign currencies are translated into functional currency using the rates of exchange prevailing at the dates of the transactions. Foreign exchange gains and losses resulting from the settlement of such transactions and from the translation at year end exchange rates of monetary assets and liabilities denominated in foreign currencies are recognized in the profit and loss account.

3.19 Revenue recognition

Revenue is recognized to the extent that it is probable that the economic benefits will flow to the Company and the amount of revenue can be measured reliably. Revenue is measured at the fair value of the consideration received or receivable, net of any direct expenses. Revenue is recognized on the following basis:

- Brokerage, consultancy, advisory fee and commission etc. are recognized as and when such services are provided.
- Income from bank deposits, reverse repo and margin deposits is recognized at effective yield on time proportion basis.
- Dividend income is recorded when the right to receive the dividend is established.
- Gains / (losses) arising on sale of investments are included in the profit and loss account in the period in which they

Venus Securities (Private) Limited
Notes to the accounts

Note	Rupees 2017	Rupees 2016
------	----------------	----------------

4 Intangible Assets

Trading Right Entitlement Certificate - Pakistan Stock Exchange Limited	5,000,000	15,000,000
Less: Impairment in value	(2,500,000)	(10,000,000)
	2,500,000	5,000,000

- 4.1 This represents Trading Right Entitlement Certificate (TREC) received from Pakistan Stock Exchange Limited (PSX) in accordance with the requirements of the Stock Exchanges (Corporatization, Demutualization and Integration) Act, 2012 (The Act). The Company has also received shares of PSX after completion of the demutualization process. During the year Securities Exchange Commission of Pakistan has suspended the TREC under new licensing regulations on the basis of non utilization., however, the Company has filed application under Appellate bench against the decision and directors are hopeful for the cancellation of suspension order.
- 4.2 During the year the Company has measured the Trading Right Entitlement Certificate (TREC) on its fair value of Rs. 2.5 Million on the basis of new membership value fixed by PSX.

5 Long Term Investments

Available for sale - unquoted

Investment in shares of Pakistan Stock Exchange Limited	5.1	15,029,530	39,073,830
Unrealised gain on revaluation of shares in Pakistan Stock Exchange Limited		23,566,303	-
Market value		38,595,833	39,073,830

- 5.1 This represents the investment in ordinary shares of Pakistan Stock Exchange Limited (PSX) received by the Company in pursuance of the promulgation of Stock Exchanges (Corporatization, Demutualization and Integration) Act, 2012. The total number of shares received by the Company were 4,007,383. Thereafter 100,000 shares has been sold privately. During the year 2016, Divestment Committee of the Exchange had issued an invitation for Expression of Interest for acquiring upto 40% equity stake in PSX held in blocked CDC account. Thereafter, bids were submitted by interested parties and as a result of bidding process, share price of Rs. 28/share has been offered by the Anchor investor/successful investor. Sale proceeds of 40% shares sold, after retaining 10% of sale price for one year to settle any outstanding liabilities of PSX in terms of Share Purchase Agreement (SPA), have been credited.

Furthermore, in June, PSX offered Initial Public Offering (IPO) in which the Company disposed-off additional 801,477 shares (i.e. 20% stake) at a price of Rs. 28 per share. On June 23, 2017 SECP approved PSX's application for listing and thereafter, the shares were successfully listed on June 29, 2017. Accordingly, the remaining 1,502,953 shares (i.e. 40% stake) are valued at the closing market rate of Rs. 25.68 per share as of period end.

6 Long Term Deposit

National Clearing Company Pakistan Limited	200,000	200,000
Central Depository Company	100,000	100,000
Pakistan Stock Exchange Limited	263,046	263,046
	563,046	563,046

Venus Securities (Private) Limited
Notes to the accounts

Note	Rupees 2017	Rupees 2016
------	----------------	----------------

7 SHORT TERM INVESTMENTS

Investments at fair values through profit & loss held for trading
Listed equity securities

Listed equity securities
Unrealized (loss) / gain as a result of measurement at market value
Market value

4,348,406	-
(740,306)	
3,608,100	-

8 Advances, Deposits & Other receivables

Exposure Deposits
Receivable from PSX
Advance payment of tax

2,664,005	5,980,000
4,488,238	28,435
3,956	-
7,156,199	6,008,435

9 Cash & Bank balances

Cash at Bank- in current accounts

62,344,054	813,468
62,344,054	813,468

10 Issued, subscribed & Paid-up-Capital

Ordinary Shares of Rs. 100 /- each

1,550,000 1,550,000 Ordinary shares of Rs. 100 each fully paid in cash
1,550,000 1,550,000

155,000,000	155,000,000
155,000,000	155,000,000

11 Long Term Loan

Long Term Loan

11.1	-	150,000
	-	150,000

11.1 This represents markup free loan obtained from directors repayable at the discretion of the company.

12 Accrued and other Liabilities

Accrued Expenses
Audit Fee Payable
Provision for tax
Payable to director
Worker welfare fund

450	23,833
60,000	60,000
11,820	11,820
248,450	-
12.1	-
320,720	119,761

Venus Securities (Private) Limited
Notes to the accounts

Note	Rupees 2017	Rupees 2016
------	----------------	----------------

7 SHORT TERM INVESTMENTS

Investments at fair values through profit & loss held for trading
Listed equity securities

Listed equity securities
Unrealized (loss) / gain as a result of measurement at market value
Market value

4,348,406	-
(740,306)	
3,608,100	-

8 Advances, Deposits & Other receivables

Exposure Deposits
Receivable from PSX
Advance payment of tax

2,664,005	5,980,000
4,488,238	28,435
3,956	-
7,156,199	6,008,435

9 Cash & Bank balances

Cash at Bank- in current accounts

62,344,054	813,468
62,344,054	813,468

10 Issued, subscribed & Paid-up-Capital

Ordinary Shares of Rs. 100 /- each

1,550,000 1,550,000 Ordinary shares of Rs. 100 each fully paid in cash
1,550,000 1,550,000

155,000,000	155,000,000
155,000,000	155,000,000

11 Long Term Loan

Long Term Loan

11.1	-	150,000
	-	150,000

11.1 This represents markup free loan obtained from directors repayable at the discretion of the company.

12 Accrued and other Liabilities

Accrued Expenses
Audit Fee Payable
Provision for tax
Payable to director
Worker welfare fund

450	23,833
60,000	60,000
11,820	11,820
248,450	-
12.1	-
320,720	119,761

Venus Securities (Private) Limited
Notes to the accounts

- 12.1 During the year ended June 30, 2017, the Honorable Supreme Court of Pakistan vide its order dated September 27, 2016 revoked the amendments made in the Finance Act, 2006 and Finance Act, 2008 that broadened the scope of the obligation on industrial establishments to contribute towards Workers' Welfare Fund. The Honorable Supreme Court of Pakistan revoked the amendments pronouncing that contribution towards Workers' Welfare Fund constitutes a fee and not a tax; hence, the said amendments cannot be made through money bills (i.e. finance acts). Based on the order of the Honorable Supreme Court of Pakistan, the Company has reversed the provision for Workers' Welfare Fund recognized in prior years.

13 Contingencies and Commitment

Note	Rupees 2017	Rupees 2016
------	----------------	----------------

There is no contingencies and commitment during the year. (2016 : Nil)

14 Administrative Expenses

Service and transaction charges	60,178	84,554
Fees & subscription	35,000	43,116
Audit fee	60,000	50,000
Rent expense	112,500	-
Legal & professional charges	106,500	15,000
Miscellaneous charges	309	6,063
	374,488	198,733

15 Other Income

Profit on PSX deposit	137,478	153,792
Reversal of provision for Workers' Welfare Fund	24,108	-
	161,586	153,792

16 Other Charges

Worker welfare fund	-	24,108
Impairment in value	2,500,000	10,000,000
	2,500,000	10,024,108

17 Taxation

Current	55,311	171,674
	55,311	171,674

17.1 Relationship between income tax expense and accounting profit

In the view of tax loss for the year, provision for minimum tax has been made in accordance with Section 113 of Income Tax Ordinance, 2001. Therefore, relationship between tax expense and accounting profit has not been presented for the current year.

- 17.2 Income tax returns of the company have been finalized upto and including the tax year 2015, which are deemed to be assessment order under provisions of Income Tax Ordinance, 2001.

Venus Securities (Private) Limited
Notes to the accounts

Notes	Rupees 2016	Rupees 2015
-------	----------------	----------------

- 18 Earning per share-basic & diluted
(Loss) / profit after taxation
Weighted average number of shares

39,691,190	(8,990,361)
1,500,000	1,500,000
<u>26.46</u>	<u>(5.99)</u>

19 CASH AND CASH EQUIVALENTS

Cash and cash equivalents at the end of the reporting year as shown in the cash flow statement are reconciled to the related items in the balance sheet as follows:

Cash & bank balances

62,344,054	813,468
<u>62,344,054</u>	<u>813,468</u>

20 Financial Instruments by category

20.1 Financial Assets

2017

	At fair value through profit or loss - held	Available for sale	Loans and receivables	Other financial assets	Total
Long term investment	-	38,595,833	-	-	38,595,833
Long term loans, advances & deposits	-	-	563,046	-	563,046
Short term investments	3,608,100	-	-	-	3,608,100
Short term deposits, advances & other receivables	-	-	7,156,199	-	7,156,199
Cash and bank balances	-	-	-	62,344,054	62,344,054
	<u>3,608,100</u>	<u>38,595,833</u>	<u>7,719,245</u>	<u>62,344,054</u>	<u>112,267,231</u>

2016

	At fair value through profit or loss - held	Available for sale	Loans and receivables	Other financial assets	Total
Long term investment	-	39,073,830	-	-	39,073,830
Long term loans, advances & deposits	-	-	563,046	-	563,046
Short term investments	-	-	6,008,435	-	6,008,435
Short term deposits, advances & other receivables	-	-	-	813,468	813,468
Cash and bank balances	-	39,073,830	6,571,481	813,468	46,458,779

Venus Securities (Private) Limited
Notes to the accounts

20.2 Financial Liabilities

Long term loan
Creditors, accrued expenses
and other liabilities

2017		
Amortised cost	At fair value through profit or loss	Total
-	-	-
320,720	-	320,720
320,720	-	320,720

Long term loan
Creditors, accrued expenses
and other liabilities

2016		
Amortised cost	At fair value through profit or loss	Total
150,000	-	150,000
119,761	-	119,761
269,761	-	269,761

21 Financial Risk Management

The Board of Directors of the Company has overall responsibility for the establishment and oversight of the Company's risk management framework. The Company has exposure to the following risks from its use of financial instruments:

- Market Risk
- Liquidity Risk
- Credit Risk
- Operational Risk

21.1 Market Risk

Market risk is the risk that the fair value or future cash flows of financial instruments will fluctuate due to changes in market variables such as interest rates, foreign exchange rates and equity prices.

(i) Interest Rate Risk

Interest rate risk is the risk that the value of the financial instrument will fluctuate due to changes in the market interest rates. The Company is exposed to such risk mainly in respect of short-term borrowings. Management of the Company estimates that 1% increase in the market interest rate, with all other factors remaining constant, would increase the Company's loss by Rs. Nil and a 1% decrease would result in a decrease in the Company's loss by the same amount. However, in practice, the actual results may differ from the sensitivity analysis.

(ii) Foreign Currency Risk

Foreign currency risk is the risk that the fair value or future cash flows of a financial instruments will fluctuate because of changes in foreign exchange rates. The Company does not have any financial instruments in foreign currencies and hence is not exposed to such risk.

(iii) Equity Price Risk

Equity price risk is the risk of volatility in share price resulting from their dependence on market sentiments, speculative activities, supply and demand for shares and liquidity in the market. Management of the Company estimates that a 10% increase in the overall equity prices in the market with all other factors remaining constant would increase the Company's profit by Rs. Nil and a 10% decrease would result in a decrease in the Company's profit by the same amount. However, in practice, the actual results may differ from the sensitivity analysis.

21.2 Liquidity risk

Liquidity risk is the risk that the Company will encounter difficulty in meeting its financial obligations associated with its financial liabilities that are settled by delivering cash or another financial assets. Liquidity risk arises because of the possibility that the Company could be required to pay its liabilities earlier than expected or difficulty in raising funds to meet commitments associated with financial liabilities as they fall due. Prudent liquidity risk management implies maintaining sufficient cash and marketable securities, the availability of funding to an adequate amount of committed credit facilities and the ability to close out market options due to the dynamic nature of the business. The Company's treasury aims at maintaining flexibility in funding by keeping committed credit lines available. The following are the contractual maturities of financial liabilities.

Venus Securities (Private) Limited
Notes to the accounts

20.2 Financial Liabilities

Long term loan
Creditors, accrued expenses
and other liabilities

2017		
Amortised cost	At fair value through profit or loss	Total
-	-	-
320,720	-	320,720
320,720	-	320,720

Long term loan
Creditors, accrued expenses
and other liabilities

2016		
Amortised cost	At fair value through profit or loss	Total
150,000	-	150,000
119,761	-	119,761
269,761	-	269,761

21 Financial Risk Management

The Board of Directors of the Company has overall responsibility for the establishment and oversight of the Company's risk management framework. The Company has exposure to the following risks from its use of financial instruments:

- Market Risk
- Liquidity Risk
- Credit Risk
- Operational Risk

21.1 Market Risk

Market risk is the risk that the fair value or future cash flows of financial instruments will fluctuate due to changes in market variables such as interest rates, foreign exchange rates and equity prices.

(i) Interest Rate Risk

Interest rate risk is the risk that the value of the financial instrument will fluctuate due to changes in the market interest rates. The Company is exposed to such risk mainly in respect of short-term borrowings. Management of the Company estimates that 1% increase in the market interest rate, with all other factors remaining constant, would increase the Company's loss by Rs. Nil and a 1% decrease would result in a decrease in the Company's loss by the same amount. However, in practice, the actual results may differ from the sensitivity analysis.

(ii) Foreign Currency Risk

Foreign currency risk is the risk that the fair value or future cash flows of a financial instruments will fluctuate because of changes in foreign exchange rates. The Company does not have any financial instruments in foreign currencies and hence is not exposed to such risk.

(iii) Equity Price Risk

Equity price risk is the risk of volatility in share price resulting from their dependence on market sentiments, speculative activities, supply and demand for shares and liquidity in the market. Management of the Company estimates that a 10% increase in the overall equity prices in the market with all other factors remaining constant would increase the Company's profit by Rs. Nil and a 10% decrease would result in a decrease in the Company's profit by the same amount. However, in practice, the actual results may differ from the sensitivity analysis.

21.2 Liquidity risk

Liquidity risk is the risk that the Company will encounter difficulty in meeting its financial obligations associated with its financial liabilities that are settled by delivering cash or another financial assets. Liquidity risk arises because of the possibility that the Company could be required to pay its liabilities earlier than expected or difficulty in raising funds to meet commitments associated with financial liabilities as they fall due. Prudent liquidity risk management implies maintaining sufficient cash and marketable securities, the availability of funding to an adequate amount of committed credit facilities and the ability to close out market options due to the dynamic nature of the business. The Company's treasury aims at maintaining flexibility in funding by keeping committed credit lines available. The following are the contractual maturities of financial liabilities.

Venus Securities (Private) Limited
Notes to the accounts

2017

Carrying amount	Contractual cash flows	Six month or less	Six to twelve months	One to two years	Two to five years
-----------------	------------------------	-------------------	----------------------	------------------	-------------------

(Rupees)

Financial liabilities

Long term loan	-	-	-	-	-
Creditors, accrued expenses and other liabilities	320,720	320,720	-	320,720	-
	320,720	320,720	-	320,720	-

2016

Carrying amount	Contractual cash flows	Six month or less	Six to twelve months	One to two years	Two to five years
-----------------	------------------------	-------------------	----------------------	------------------	-------------------

(Rupees)

Financial liabilities

Long term loan	150,000	150,000	-	-	150,000
Creditors, accrued expenses & other liabilities	119,761	119,761	-	119,761	-
	269,761	269,761	-	119,761	150,000

21.3 Credit risk

Credit risk is the risk that one party to a financial instrument will fail to discharge an obligation and cause the other party to incur a financial loss, without taking into account the fair value of any collateral. Credit risk arises from the inability of the issuers of the instruments, the relevant financial institutions or counter parties in case of placements or other arrangements to fulfill their obligations.

Exposure to credit risk

Credit risk of the Company arises principally from the trade debts, short term investments, loans and advances, deposits and other receivables. The carrying amount of financial assets represents the maximum credit exposure. To reduce the exposure to credit risk, the Company has developed its own risk management policies and guidelines whereby clients are provided trading limits according to their worth and proper margins are collected and maintained from the clients. The management continuously monitors the credit exposure towards the clients and makes provision against those balances considered doubtful of recovery.

The Company's policy is to enter into financial contracts in accordance with the internal risk management policies and investment and operational guidelines approved by the Board of Directors. In addition, credit risk is also minimised due to the fact that the Company invests only in high quality financial assets, majority of which have been rated by a reputable rating agency. The maximum exposure to credit risk at the reporting date is follows:

Long term investments
Long term loans, advances & deposits
Short term deposits, advances & other receivables
Cash and bank balances

Rupees 2017	Rupees 2016
38,595,833	39,073,830
563,046	563,046
7,156,199	6,008,435
62,344,054	813,468
108,659,131	46,458,779

Concentration of credit risk

Concentration of credit risk exists when changes in economic or industry factors similarly affect groups of counterparties whose aggregate exposure is significant in relation to the Company's total exposure. The Company's portfolio of financial instruments is broadly diversified and transactions are entered into with diverse credit-worthy counterparties thereby mitigating any significant concentrations of credit risk.

Venus Securities (Private) Limited
Notes to the accounts

21.4 Operational risk

Operational risk is the risk of direct or indirect loss arising from a wide variety of causes associated with the processes, technology and infrastructure supporting the Company's operations either internally within the Company or externally at the Company's service providers, and from external factors other than credit, market and liquidity risks such as those arising from legal and regulatory requirements and generally accepted standards of investment management behaviour. Operational risks arise from all of the Company's activities.

The Company's objective is to manage operational risk so as to balance limiting of financial losses and damage to its reputation with achieving its investment objective of generating returns for Investors.

The primary responsibility for the development and implementation of controls over operational risk rests with the board of directors. This responsibility encompasses the controls in the following areas.

The primary responsibility for the development and implementation of controls over operational risk rests with the board of directors. This responsibility encompasses the controls in the following areas.

- requirements for appropriate segregation of duties between various functions, roles and responsibility;
- requirements for the reconciliation and monitoring of transactions;
- compliance with regulatory and other legal requirements;
- documentation of controls and procedures;
- requirements for the periodic assessment of operational risks faced, and the adequacy of controls and procedures to address the risks identified;
- ethical and business standards;
- risk mitigation, including insurance where this is effective.

21.5 Fair value of financial instruments

The carrying values of all financial assets and liabilities reflected in these financial statements approximate to their fair value. The Company measures fair values using the following fair value hierarchy that reflects the significance of the inputs used in making the measurements:

Level 1 : Fair value measurements using quoted prices (unadjusted) in active markets for identical assets or liabilities.

Level 2 : Fair value measurements using inputs other than quoted prices included within Level 1 that are observable for the asset or liability, either directly (i.e. as prices) or indirectly (i.e. derived from prices).

Level 3 : Fair value measurements using inputs for the asset or liability that are not based on observable market data (i.e. unobservable inputs).

Venus Securities (Private) Limited
Notes to the accounts

Fair value of the financial assets that are traded in active markets are based on quoted market prices or dealer prices quotations.

The table below analyses financial instruments measured at fair value at the end of the reporting period by the level in the fair value hierarchy into which the fair value measurement is categorised:

Financial assets at fair value through profit and loss

2017				
	Level 1	Level 2	Level 3	Total
Listed securities	-	-	-	-
	-	-	-	-
Available for sale				
Investment in shares of Pakistan Stock Exchange Limited	38,595,833	-	-	38,595,833
	-	-	-	38,595,833

Financial assets at fair value through profit and loss

2016				
	Level 1	Level 2	Level 3	Total
Listed securities	-	-	-	-
	-	-	-	-
Available for sale				
Investment in shares of Pakistan Stock Exchange Limited	-	-	39,073,830	39,073,830
	-	-	39,073,830	39,073,830

During the year ended 30 June, 2017, investment in shares of Pakistan Stock Exchange Limited were transferred from level 3 to level 1 after it's listing.

21.6 Capital management

The primary objective of the Company's capital management is to maintain healthy capital ratios, strong credit rating and optimal capital structure in order to ensure ample availability of finance for its existing operations, for maximizing shareholder's value, for tapping potential investment opportunities and to reduce cost of capital.

The Company manages its capital structure and makes adjustment to it, in light of changes in economic conditions. In order to maintain or adjust the capital structure, the Company may adjust the amount of dividends paid to shareholders or issue new shares.

The Company finances its operations through equity, borrowing and management of its working capital with a view to maintain an appropriate mix between various sources of finance to minimise risk.

Venus Securities (Private) Limited
Notes to the accounts

22 Related Party Transactions

Parties are considered to be related if one party has the ability to control the other party or exercise significant influence over other party in making financial and operating decisions.

The related parties comprise of major shareholders, associated companies with or without common directors, directors of the company and key management personnel, staff provident fund and financial institution having nominee on the Board of Directors.

23 Number of Employees

The total employees at year end excluding the contractual employees were Nil (2016: Nil) and the average number of employees during the year was Nil (2016: Nil).

24 PATTERN OF SHAREHOLDING

Number of Shares	Name of shareholders	June 30, 2017 Percentage of Holding
790,500	Noman	51.000%
759,499	Muhammad Junaid Rafiq	49.000%
1	Individual	0.00006%
1,550,000		100%

25 Date of Authorization For Issue


These financial statements have been authorized for issue by the Board of Directors of the Company on

26 OCT 2017

26 General

26.1 Figures have been re-arranged and re-classified wherever necessary, for the purpose of better presentation. No major reclassifications were made in these financial statements.

26.2 Figures have been rounded off to the nearest rupee.



Chief Executive

